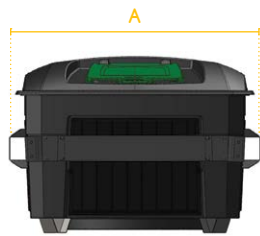
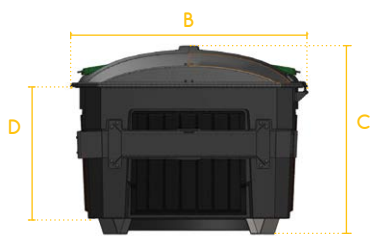




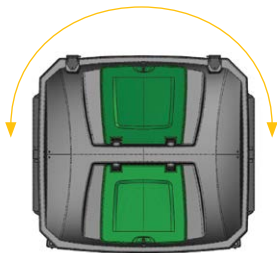
Specification for On-Ground Waste and Recycling Containers



Front view



Side view



Top view



Model:	EB260
Capacity/Volume:	4.0 cu. yd. (3000 litres)
Capacity/Weight:	2600 lbs (1200 kg)
Width (A):	80 in. (203 cm)
Length (B):	70 in. (178 cm)
Overall Height (C):	56.3 in. (143 cm)
Load Height (D):	49.4 in. (126 cm)
Waste Feed Opening:	19 x 24 in. (48 x 61 cm)
Organics Feed Opening:	19 x 24 in. (48 x 61 cm)
Cardboard Feed Opening:	6 x 24 in. (15 x 61 cm)
Recyclables Feed Opening:	12 in. (30 cm) Diameter
Weight (Empty):	650 lbs (295 kg)
Configuration:	• Rectangular on-ground container
Feed Doors:	• Two (2) lockable per container (front & rear) • Feed door struts
Locks:	• Two (2) automatic Gravity Latches on main Service Lid
Materials:	• Rigid roto-molded premium virgin polyethylene bin • Recycled black polyethylene vacuum formed (thermoformed) Service Door & Feed Doors with textured surface finish • Yellow zinc plated steel frame with a Super durable sandtex powder coat finish • Fastened aluminum signage
Other:	• Lifting structure conforms to standard Front Load garbage trucks • Durable & fade resistant; non-warping lids and feed doors • Thermoformed black or brown architectural panels • 100% Virgin polyethylene ...brown, green, blue, black, grey or yellow feed door • Feed door struts • Locator base (optional)

*SPECIFICATIONS MAY CHANGE WITHOUT NOTICE